



Magic Carpet Weekly News

Week of May 18-22, 2020



Themes: Michigan Week, Farm Review

Click on the various underlined links to access materials.

Please email Ms. Dorothy at Heitjad@gpschools.org if you have any questions or have difficulty accessing the links! (Even though I give permission for everyone with a link to get access to all links, Google sometimes requires me to give an “extra” permission, so my apologies when you have to request access a second time!)

Please know this is a “live document” not a PDF file. Any typing on this will change the document.

Coloring sheets starting on Page 5.

Please know: While activities are intended to be used in the sequence provided, please use however best works for you and your child! Coloring Sheets are provided but pictures can be drawn! Please email Ms. Dorothy if you have any questions or want ideas on how to modify any of the activities. Please know that any time you are talking with and interacting with your child you are providing valuable teaching and learning opportunities!

Day of the Week	School/Classroom Activities and Learning Resources	Extension Ideas/ Resources
Monday 5/18	<p>Monday Magic Carpet Video Magic Carpet Michigan May 18.webm</p> <p>Watch Rosie’s Walk by Pat Hutchins <i>*PLEASE WATCH BEFORE YOUR CHILD’S SMALL GROUP Session</i> Rosie’s Walk</p> <p>Week of May 18_square.pdf from Ms. Maribeth</p> <p>Last week’s Small Group Session was “Fun with the Hungry Caterpillar” Ways to extend learning at home: Keep on Learning with the Very Hungry Caterpillar!</p> <p>Michigan Coloring Sheets (see pages 8-9)</p>	<p>May Star of the Day Schedule May 2020 Star 3rd Cycle **All that’s needed for Star of the Day is for you to ask your child which color he/she wants Ms. D. to draw with in his/her Star Video. Email that to Ms. Dorothy as soon as possible! Thank you!</p> <p>Michigan Facts Michigan for Kids US</p>

		States Learning Video
Tuesday 5/19	<p>Ms. Vicki's Tuesday Tip! Michigan Week.pptx</p> <p>Ms. Dorothy's AM Small Group Sessions, please email Heitjad@gpschools.org to sign up for a time</p>	<p>Blueberries for Sal By ROBERT McCLOSKEY Children Audiobook</p> <p>Blueberries for Sal is Ms. Vicki's Favorite Book!</p> <p>*Coloring Sheets on pages 5-7</p>
Wed. 5/20	<p><u>Ms. Dorothy's PM Class Small Group Sessions, please email Heitjad@gpschools.org to sign up for a time.</u></p> <p><u>Language through Storytime with Ms. Maria, SLP (morning Class) 11:00-11:15am</u></p> <p><u>**Check your email for a google invite.</u></p> <p>Book: <i>Little Blue Truck</i> - The focus will be on answering <i>what/who/where</i> questions with visuals and using 2-4 word utterances.</p> <p>Activity: Google Jamboard/The focus will be on recalling simple details from the story.</p> <p><u>Language through Storytime with Ms. Maria, SLP (Students: Campbell, Emily, Greyson, Cassidy, Sawyer, and Walter) 11:20-11:35</u></p> <p><u>**Check your email for a google invite.</u></p> <p>Book: <i>Little Blue Truck</i> - The focus will be on identifying story elements by answering questions and using 4-6 word sentences.</p> <p>Activity: Google Jamboard/The focus will be on recalling complex details from the story.</p> <p>This week, we'll try this following, Since Internet Traffic may be lower around the "Noon" hour, and in effort to give us an opportunity to "get together," we'll have an OPEN Call from Noon to 12:30pm Check your email for a Google Invite. Everyone is invited to Join the call to say Hi to your friends. Here's the procedure for the Open Call. The call will be open from 12:00-12:30pm. Participants can join at anytime during the call and can stay as long as they wish, however, please wave "Hello" and</p>	<p>Great Website!! Sesame Street: Family Play on the App Store</p> <p>FROM THE SITE: Cooped up at home with kids? Sesame Street Family Play offers over 130+ real world games to play at home – from the kitchen to the backyard, and even over video chat! It's easy – choose from three categories: Keep Busy, Move Your Body, and Calm Down, then tell the app where you are at home, how many kids are playing, and what's around you (Socks? A banana?), and Sesame Street Family Play delivers the perfect game to play with your kids.</p> <p>Best of all, there's no screen time required. This app helps parents lead games, like Cookie Monster Tag, for any number of kids in all kinds of settings.</p>

	<p>“Goodbye,” when you enter/exit. As with all calls, an adult needs to be seated next to the child in order to assist. There will be NO formal lesson presented for this “Open” call. Children are welcome to eat lunch or snack during the “Open” call (I may be eating mine!), but if you do, we’ll follow all of the safety rules of snack time, such as finish chewing before speaking, eat slowly with small bites, and stay seated. Participants will enter the call with microphones muted and please raise your hand if you would like to speak. Topics of conversation: say “hi,” catch up or share an item with friends. All conversation topics will be group oriented. Hope you can join!</p>	
<p>Thursday 5/21</p>	<p>Yoga with Ms. TJ/AM and PM Classes *Check your email for Google Invite</p> <p><u>Home Activity from Ms. Maria, SLP (Morning/Afternoon Students)</u> Reread the book, Little Blue Truck (initially read during Wednesday’s Google Meet). YouTube link: https://youtu.be/sBC-7cNABXU</p> <p>Revisit Google Jamboard Activity (initially presented during Wednesday’s Google Meet). Morning Students: Little Blue Truck - Simple "wh" Afternoon Students: Little Blue Truck - Story Elements</p> <p>Dance and sing to Kindie Rock Truck Song https://youtu.be/TWEhIqCLCM</p> <p>Play in the mud! Place farm animals and trucks in a bin with some dirt/mud. Retell the story using the props. You and your child can also make Obleck to use instead of dirt/mud.</p> <p>You need: 1 Cup Cornstarch 1/2 cup Water 2 tablespoons cocoa powder</p> <p>Add all of the ingredients into a large bowl and mix (Tip: slow strokes make best consistency)!</p> <p><u>Advanced Activity:</u> Go on a hunt to find objects that represent the story (blue truck, frog, farm animals, street signs, trees/shrubs, fence/gate, dump truck). As you go on your hunt, talk about how a chosen object</p>	<p>COVID-19 Story Here’s another Social Story for explaining the Corona Virus to children.</p>

	<p>represents the story (ex: a dog can live on a farm so a dog is a good choice). Also, talk about why other objects are not good choices (a zebra is not a good choice because it lives in a jungle not a farm)</p>	
Friday 5/22	Music with Ms. Christine 10:30am on Facebook	Fun Song Activitiy Animal Sounds Song The Singing Walrus


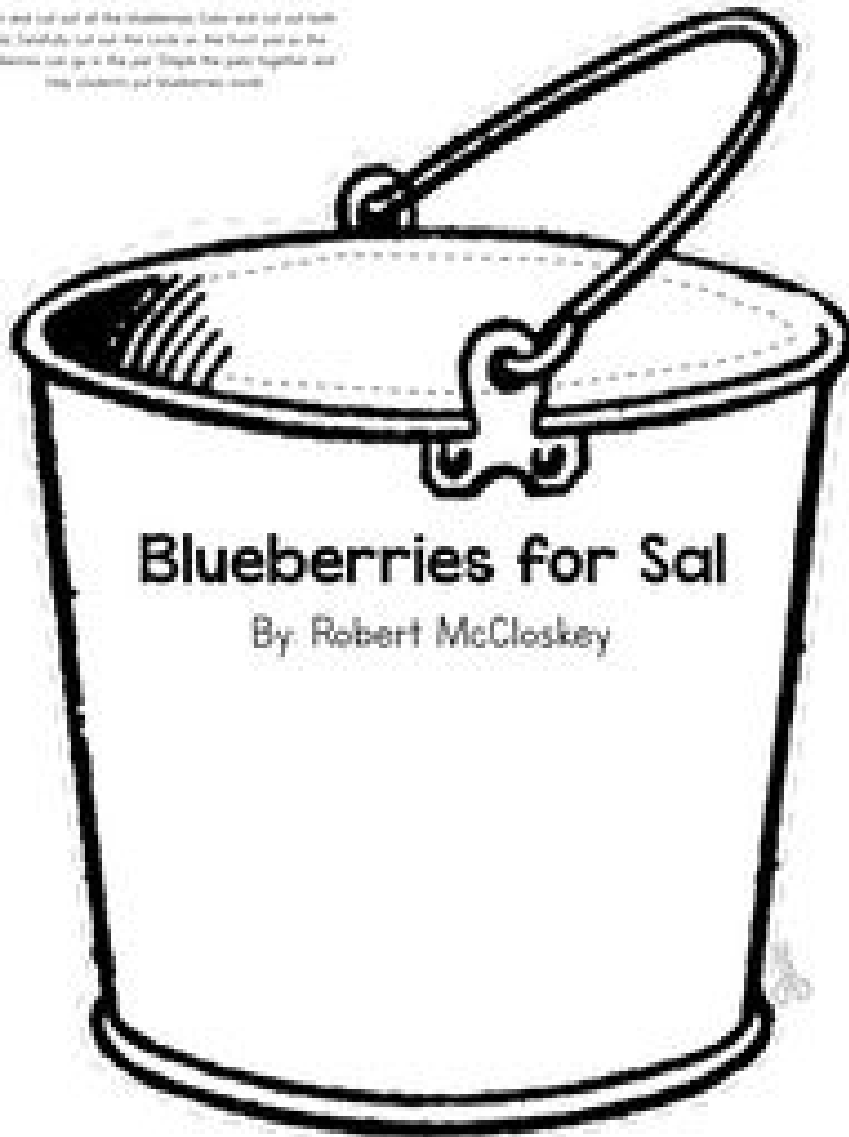
B

BUCKETS






Glue and cut out all the blueberries. Color and cut out both pages. Carefully cut out the seeds on the front page so the blueberries can go in the jar. Glue the pages together and keep children and blueberries happy!





Michigan

The Wolverine State



Painted Turtle